

NUECES COUNTY EMERGENCY SERVICES

DISTRICT #2

FIRE COMMISSIONERS BOARD MEETING

(Tuesday) April 21, 2020

Meeting will be held on Zoom

ID: 7653630798

361.937.2645

5:00 PM



**The Fire Commissioners will meet at the above time and location to
Discuss, Consider and Take Action on the following:**

I. Call Meeting to Order

CONFIRM ATTENDANCE OF MEMBERS PRESENT AND CONFIRM A QUORUM

II. Pledge of Allegiance

III. Public Comment

*THE BOARD MAY TAKE NO ACTION ON ITEMS NOT POSTED ON THE AGENDA. HOWEVER
THE BOARD MAY SET THE ITEM FOR A SUBSEQUENT AGENDA. THE CHAIR MAY SET TIME
LIMITS ON PRESENTATIONS*

IV. Approval of Previous Meeting Minutes

February 18, 2020

V. Purchase of headsets for Boat and Brush truck

VI. Update on Ambulance Monitor

VII. Approval of Treasurer Report/Payment of Bills

VIII. Chief's Report

IX. Executive Session

*PUBLIC NOTICE IS GIVEN THAT THE BOARD OF FIRE COMMISSIONERS MAY ELECT TO GO INTO AN
EXECUTIVE SESSION ANYTIME DURING THE MEETING TO DISCUSS MATTERS LISTED ON THE
AGENDA, WHEN AUTHORIZED BY THE PROVISIONS OF THE OPEN MEETINGS ACT, CHAPTER 551
OF THE TEXAS GOVERNMENT CODE. IN THE EVENT THE BOARD ELECTS TO GO INTO EXECUTIVE
SESSION REGARDING AN AGENDA ITEM, THE SECTION OR SECTIONS OF THE OPEN MEETINGS ACT
AUTHORIZING THE EXECUTIVE SESSION WILL BE PUBLICLY ANNOUNCED BY THE PRESIDING
OFFICER. IN ACCORDANCE WITH THE AUTHORITY OF THE GOVERNMENT CODE, VERNON'S
TEXAS CODES, SECTIONS 551.071, 551.072, 551.073, 551.074, 551.0745, 551.076, 551.086, THE BOARD
OF FIRE COMMISSIONERS WILL HOLD AN EXECUTIVE SESSION TO CONSULT WITH ATTORNEY (S)
INCLUDING MATTERS RELATED TO LITIGATION, DELIBERATE REGARDING REAL PROPERTY,
PROSPECTIVE GIFT (S), PERSONEL MATTERS, INCLUDING TERMINATION, ADVISORY BODIES,
SECURITY DEVICES, AND/OR ECONOMIC DEVELOPMENT NEGOTIATIONS AND OTHER MATTERS
THAT MAY BE DISCUSSED IN AN EXECUTIVE SESSION. THE BOARD OF FIRE COMMISSIONERS,
UPON COMPLETION OF THE EXECUTIVE SESSION, MAY IN AN OPEN SESSION TAKE SUCH
ACTION AS APPROPRIATE IN ITEMS DISCUSSED IN AN EXECUTIVE SESSION*

X. Commissioners Update/Report/Recommendations

XI. Adjourn

In Memory of, if Requested



Nueces County Emergency Services District #2

337 Yorktown
Corpus Christi, TX 78418
Fire Commissioners Minutes
February 18, 2020



Agenda Item #1

Call Meeting to Order:

Meeting called to order at 17:06 with Gary Graham, Tammy Bolton, David Jackson, and Miguel Rodriguez in attendance.

Donna Eggenberger was absent.

Agenda Item #2

Pledge of Allegiance:

Agenda Item #3

Public Comment:

None.

Agenda Item #4

Approval of Previous Meeting Minutes:

M. Rodriguez made motion to approve minutes of January 21, 2020 as presented.

T. Bolton seconded motion.

Motion passed.

Agenda Item #5

Approval of Treasurer Report/Payment of Bills:

T. Bolton made motion to approve.

D. Jackson seconded motion.

Motion passed.

Agenda Item #6

Chief's Report:

Agenda Item #7

Executive Session:

None.

Agenda Item #8

Commissioners Update/Report/Recommendations:

None.

Agenda Item #9

Adjourn:

T. Bolton made motion to adjourn.

D. Jackson seconded motion.

Motion passed at 17:18

Nueces County Emergency Services District #2

Balance Sheet

As of March 31, 2020

crual Basis

Mar 31, 20

ASSETS

Current Assets

Checking/Savings

American Bank-Operating

518,678.63

American Bank-Money Market

121,121.06

CD-

143,225.47

Total Checking/Savings

783,025.16

Other Current Assets

Allowance for Uncollectible

-1,959.16

Prepaid Appraisal Fees

2,000.68

Prepaid Insurance

38,832.15

Taxes Receivable

33,497.81

Total Other Current Assets

72,371.48

Total Current Assets

855,396.64

Fixed Assets

Accumulated Depreciation

-1,232,963.33

Building

560,554.00

Equipment

2,019,699.24

Land

21,741.52

Total Fixed Assets

1,369,031.43

TOTAL ASSETS

2,224,428.07

Nueces County Emergency Services District #2

Balance Sheet

As of March 31, 2020

accrual Basis

Mar 31, 20

LIABILITIES & EQUITY

Liabilities

Current Liabilities

Credit Cards

Card Service Visa-Scott	191.56
Card Service Visa Hominick	704.17
O'Reilly Auto Parts	50.48
Tractor Supply	99.94

Total Credit Cards 1,046.15

Other Current Liabilities

Accrued Interest	5,090.96
Insurance Proceeds Payable	16,905.72
AFLAC Insurance Payable	-124.17
Payroll Taxes Payable	188.57
SUTA Tax Payable	1,491.43
TCDRS-Payable	2,698.11

Total Other Current Liabilities 26,250.62

Total Current Liabilities 27,296.77

Long Term Liabilities

N/P-DaileyWells	53,330.47
N/P-Gov Capital	111,246.86
N/P-Oshkosh Capital	323,645.35

Total Long Term Liabilities 488,222.68

Total Liabilities 515,519.45

Equity

Investment in Gen.Fixed Asset	147,277.00
Unreserved Fund Balance	1,123,466.46
Net Income	438,165.16

Total Equity 1,708,908.62

TOTAL LIABILITIES & EQUITY 2,224,428.07

Nueces County Emergency Services District #2

Balance Sheet

As of February 29, 2020

Accrual Basis

	<u>Feb 29, 20</u>
ASSETS	
Current Assets	
Checking/Savings	
American Bank-Operating	548,190.32
American Bank-Money Market	121,074.11
CD-	<u>143,225.47</u>
Total Checking/Savings	812,489.90
Other Current Assets	
Allowance for Uncollectible	-1,959.16
Prepaid Appraisal Fees	0.01
Prepaid Insurance	43,736.41
Taxes Receivable	<u>33,497.81</u>
Total Other Current Assets	<u>75,275.07</u>
Total Current Assets	887,764.97
Fixed Assets	
Accumulated Depreciation	-1,232,963.33
Building	560,554.00
Equipment	2,019,185.30
Land	<u>21,741.52</u>
Total Fixed Assets	<u>1,368,517.49</u>
TOTAL ASSETS	<u><u>2,256,282.46</u></u>

Nueces County Emergency Services District #2

Balance Sheet

As of February 29, 2020


Accrual Basis

	Feb 29, 20
LIABILITIES & EQUITY	
Liabilities	
Current Liabilities	
Credit Cards	
Card Service Visa-Scott	1,574.69
Card Service Visa Hominick	39.63
O'Reilly Auto Parts	146.26
Tractor Supply	-80.44
Total Credit Cards	1,680.14
Other Current Liabilities	
Accrued Interest	4,012.09
AFLAC Insurance Payable	-124.17
Payroll Taxes Payable	188.57
SUTA Tax Payable	83.45
TCDRS-Payable	2,863.59
Total Other Current Liabilities	7,023.53
Total Current Liabilities	8,703.67
Long Term Liabilities	
N/P-DaileyWells	54,997.04
N/P-Gov Capital	111,246.86
N/P-Oshkosh Capital	323,645.35
Total Long Term Liabilities	489,889.25
Total Liabilities	498,592.92
Equity	
Investment in Gen.Fixed Asset	147,277.00
Unreserved Fund Balance	1,123,466.46
Net Income	486,946.08
Total Equity	1,757,689.54
TOTAL LIABILITIES & EQUITY	2,256,282.46

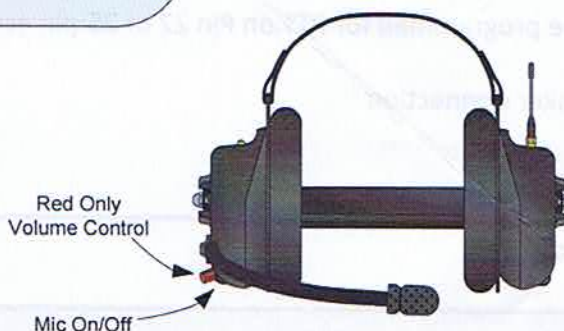
LiberatorMAX Wireless Headset Intercom System

General setup not specific to Sales Order


All wireless headsets are
connected to the
MS-900MAX
Master Station



CSB-900MAX/CSB-902MAX
Wireless Headset
Radio Transmit



CSB-901MAX/CSB-905MAX
Wireless Headset
Intercom Only



Each wireless
headset will
require a charging
cable

B+
(12Vdc)
GND

Charging Cable
25-1027

For more detailed information view our
LiberatorMAX User Guides on our website at
www.SetcomCorp.com/cr
Or call technical support at 650-965-8020 ext. 703

Nueces County ESD 2

Corpus Christi, TX

This report was generated on 4/11/2020 3:15:13 PM



Incident Type Count per Station for Date Range

Start Date: 03/01/2020 | End Date: 03/31/2020

INCIDENT TYPE	# INCIDENTS
Station: ST1 - STATION 1	
100 - Fire, other	1
111 - Building fire	5
142 - Brush or brush-and-grass mixture fire	2
143 - Grass fire	3
151 - Outside rubbish, trash or waste fire	1
320 - Emergency medical service, other	2
321 - EMS call, excluding vehicle accident with injury	5
322 - Motor vehicle accident with injuries	1
352 - Extrication of victim(s) from vehicle	1
361 - Swimming/recreational water areas rescue	1
365 - Watercraft rescue	1
600 - Good intent call, other	1
611 - Dispatched & cancelled en route	9

Incidents for ST1 - Station 1:

33

Only REVIEWED incidents included.



**EMERGENCY
REPORTING**

emergencyreporting.com

Doc Id: 857

Page # 1

Nueces County ESD 2

Corpus Christi, TX

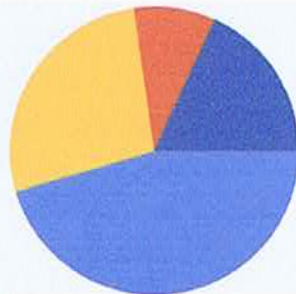
This report was generated on 4/11/2020 3:11:20 PM



Count of Incidents by Incident Type per Zone

Incident Status: Reviewed | Start Date: 03/01/2020 | End Date: 03/31/2020

% of Incidents per Zone



13 - Flour Bluff
15 - Padre Island
ICL - In side City Limits
OCL - Out side city limits

INCIDENT TYPE	# INCIDENTS	% of TOTAL
13 - Flour Bluff		
111 - Building fire	4	12.12%
142 - Brush or brush-and-grass mixture fire	1	3.03%
143 - Grass fire	1	3.03%
151 - Outside rubbish, trash or waste fire	1	3.03%
321 - EMS call, excluding vehicle accident with injury	1	3.03%
322 - Motor vehicle accident with injuries	1	3.03%
352 - Extrication of victim(s) from vehicle	1	3.03%
365 - Watercraft rescue	1	3.03%
600 - Good intent call, other	1	3.03%
611 - Dispatched & cancelled en route	3	9.09%
Zone: 13 - Flour Bluff Total Incident:	15	45.45%
15 - Padre Island		
100 - Fire, other	1	3.03%
111 - Building fire	1	3.03%
143 - Grass fire	1	3.03%
321 - EMS call, excluding vehicle accident with injury	2	6.06%
361 - Swimming/recreational water areas rescue	1	3.03%
611 - Dispatched & cancelled en route	3	9.09%
Zone: 15 - Padre Island Total Incident:	9	27.27%
ICL - In side City Limits		
320 - Emergency medical service, other	1	3.03%
321 - EMS call, excluding vehicle accident with injury	1	3.03%
611 - Dispatched & cancelled en route	1	3.03%
Zone: ICL - In side City Limits Total Incident:	3	9.09%
OCL - Out side city limits		
142 - Brush or brush-and-grass mixture fire	1	3.03%
143 - Grass fire	1	3.03%

Report shows count of incidents for Status selected.

320 - Emergency medical service, other	1	3.03%
321 - EMS call, excluding vehicle accident with injury	1	3.03%
611 - Dispatched & cancelled en route	2	6.06%
Zone: OCL - Out side city limits Total Incident:	6	18.18%
TOTAL INCIDENTS FOR ALL ZONES:	33	100%

Report shows count of incidents for Status selected.